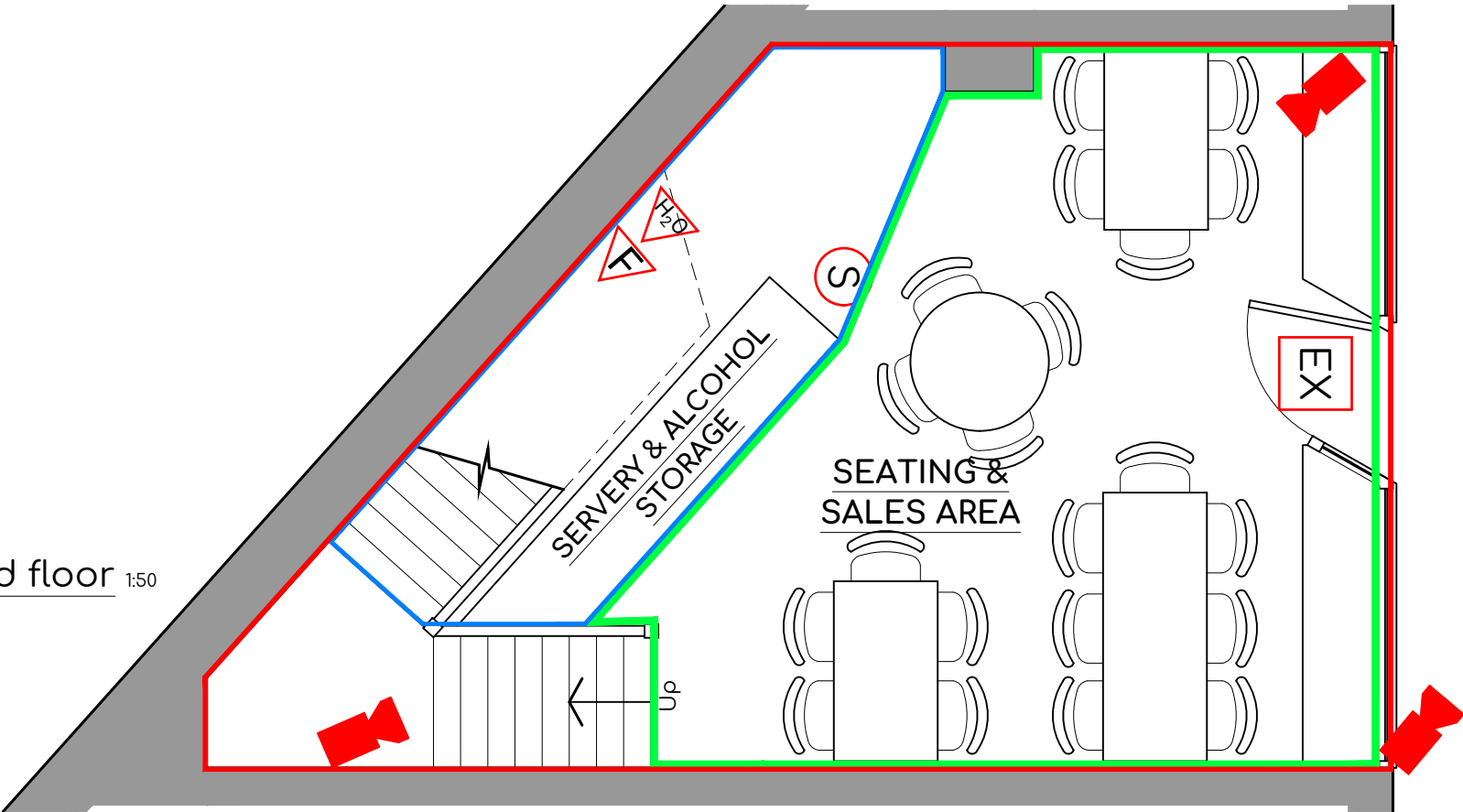
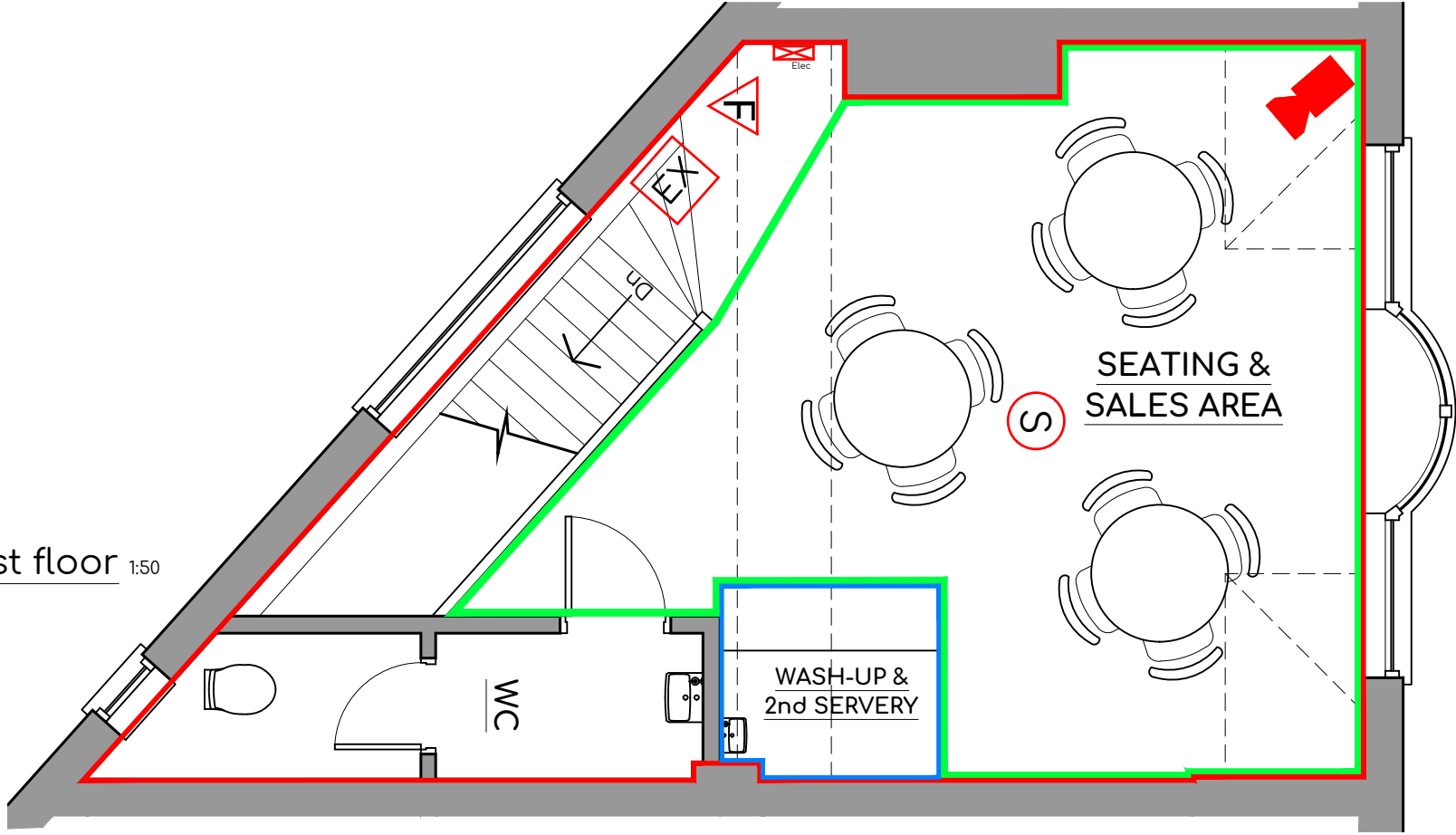


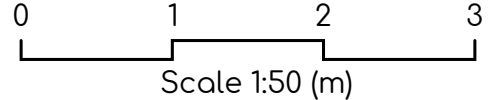
Ground floor 1:50



First floor 1:50



- Licensable area
- Alcohol storage & serving area
- Alcohol consumption area
- ▶ CCTV CAMERA
- SMOKE DETECTOR
- PHOTOLUMINESCENT FIRE EXIT SIGN
- ▽ WATER FIRE EXTINGUISHER
- ▽ FOAM EXTINGUISHER



This drawing has been produced for a particular purpose. To ensure that this purpose is fulfilled and a high quality project is achieved, please observe the following:
All dimensions shown are to be checked on site before work commences.
Any service locations are to be checked on site before work commences.
Any beams or lintels must be measured on site before supply, and in all cases deferred to the engineers specification.
Any discrepancies or errors found on this drawing MUST be reported to its originator immediately, to comply with any insurances or guarantees.
All goods, materials and workmanship are to comply with the current Building Regulations and any other requirements as the local/statutory authorities' enforcement officer may consider necessary.
IF IN DOUBT ABOUT ANY ELEMENT OF THIS DRAWING, CALL SUPPLIER IMMEDIATELY

Office: 01323 325 987
www.spitfirearchitecture.co.uk
info@spitfirearchitecture.co.uk
106 Wannock Lane, Lower Willingdon
Eastbourne, BN20 9SN

DATE CREATED
Sept 2023
DRAWING SCALE
1:50
B213-02
C - Oct 23 - External area removed
C

Created for
Kevin Dawson
Drawing
Plans as proposed
Project
Change of use
4 Carlisle Buildings
Carlisle Rd, Eastbourne

